

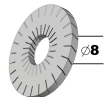











REF	REF																			
				MAS	H M8X25	RDD8														
010IAP2000G	010IAG200	LI		X 12	X 6	X 6												25 kg	100 kg	20'
010IEP2000G	010IAG200	L2		X 12	X 6	X 6												29 kg	100 kg	20'
010IBP2000G	010IBG200	LI		X 8	X 4	X 4												20 kg	100 kg	20'
010ILAP2000	010ILAG200	LI		X 12	X 6	X 6												14 kg	100 kg	20'

 <http://www.mts-galleries.com/mts-site-080718/mts-vf/2-espace-clients/videoMontageN/MenufilmsFRn.html>

Indice I - A / Partner-Berlingo 08 ACG ALU


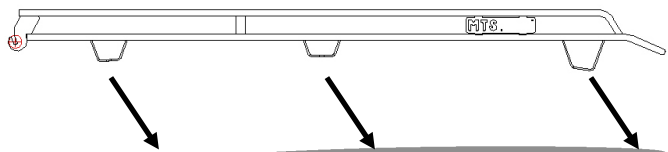
## Peugeot PARTNER / Citroën BERLINGO 2008

1


1 MAS  
X2



2



3



AFF :  
CTRL :

- 1 H M8X25
- 2 RDD8



4



F / COUPLE DE SERRAGE REQUIS: Voir au dos  
GB / REQUIRED TIGHTENING TORQUE: Turn over  
D / GEFORDERTES ANZIEHDREHMOMENT: Rückseite  
NL / VEREIST AANDRAAIMOMENT: Volgende pagina  
E / PAR DE APRIETE REQUERIDO: Véase al dorso  
I / COPPIA DI SERRAGGIO RICHIESTA: Pagina seguente

